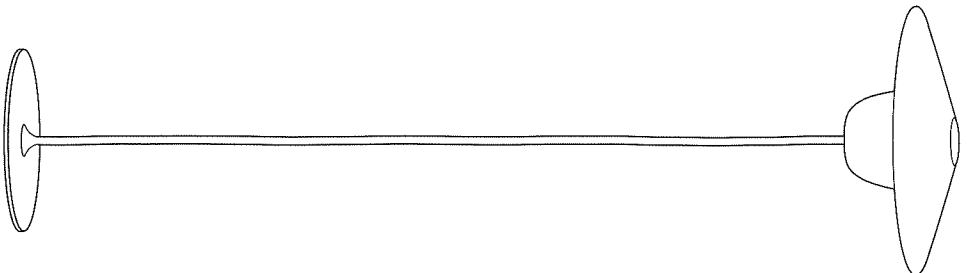


blomus

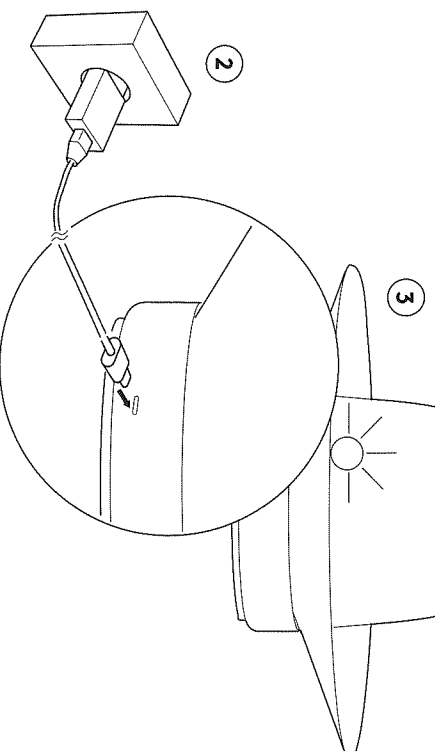
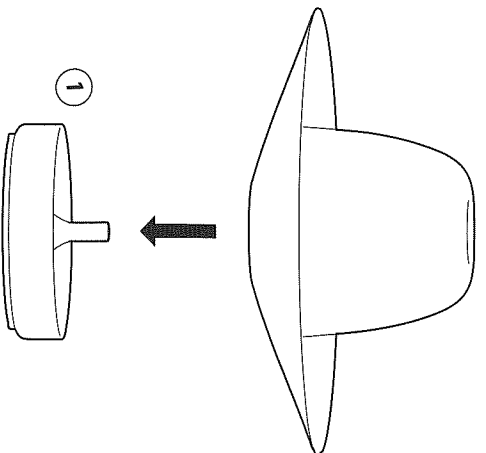
ANI LAMP FLOOR

Operating instructions: Mobile LED-lamp
Bedienungsanleitung: Mobile LED-Leuchte
Mode d'emploi: Lampe à LED mobile
Instrucciones de uso: Lámpara LED portátil
Istruzioni per l'uso: Lampada a LED mobile
Gebruiksaanwijzing: Mobiele ledlamp




- 1 USB charging cable**
USB-Ladekabel
Cable de recharge USB
Cable de carga USB
Cavo di ricarica USB
USB-laadkabel
- 2 Rope with a metal suspension**
Seil mit Metall-Aufhängung
Câble avec suspension en métal
Cable de sujeción con suspensión metálica
Corda con fissaggio metallico
Koord met metalen ophanging
- 3 Charging station**
Ladestation
Station de recharge
Estación de carga
Stazione di ricarica
Laadstation
- 4 USB charging socket**
USB-Ladebuchse
Prise de recharge USB
Toma de carga USB
Connettore di ricarica USB
USB-oplaadbus

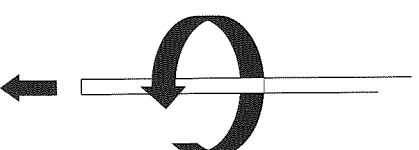
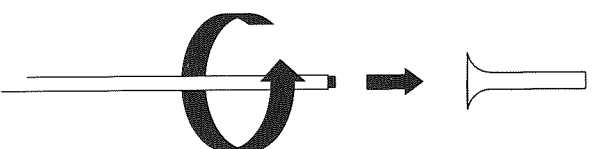
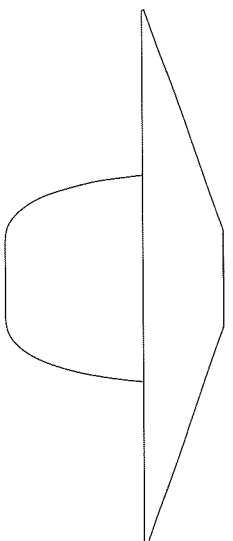
blomus.com



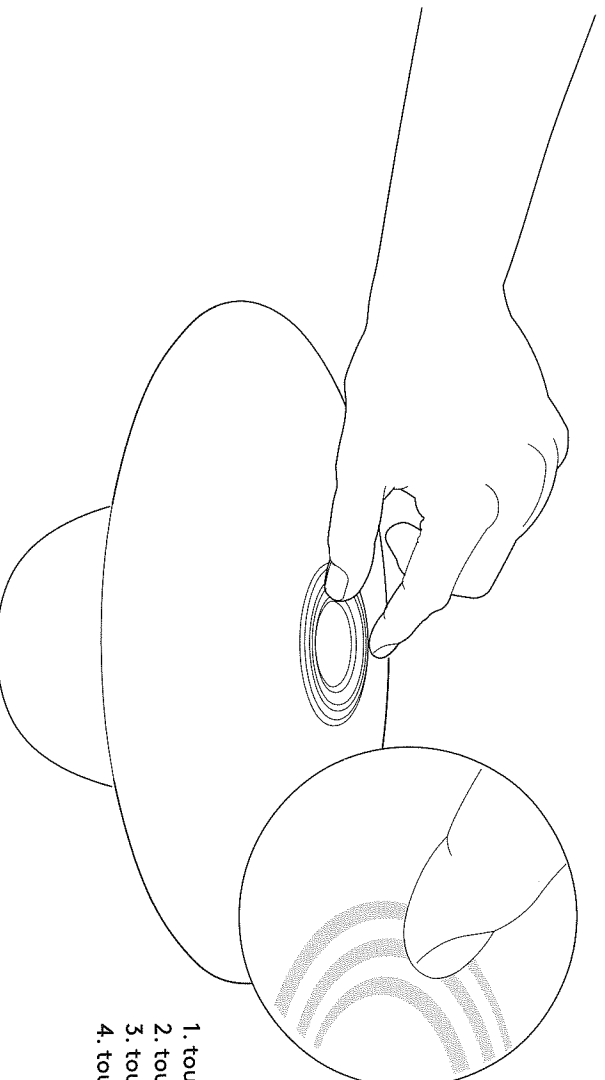
Charging: Red - charging status; Green - fully charged
Aufladen: Rot - Ladestatus; Grün - Vollgeladen
Recharger: Rouge - recharge en cours; Vert - entièrement rechargé
Carga: Rojo - necesita carga; Verde - totalmente cargado
Carica: Rosso - stato di carica; Verde - carica completa
Opladen: Rood - wordt opgeladen; Groen - volledig opgeladen



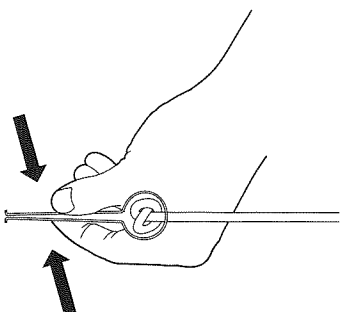
- 5 Lamp head**
 Leuchtenkopf
 Tête de lampe
 Cabezal luminoso
 Testa della lampada
 Lampenkop
6 On/Off switch
 An-/Aussschalter
 Interrupteur On/Off
 Interruptor de encendido/apagado
 Interruttore On/Off
 Aan-/uitschakelaar
7 Frame
 Gestell
 Chassis
 Soporte
 Struttura
 Frame




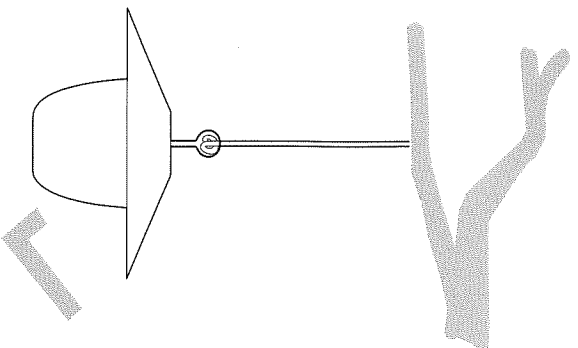
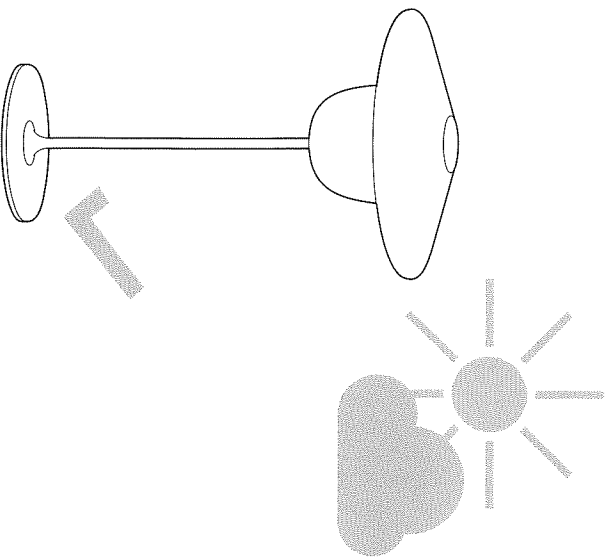
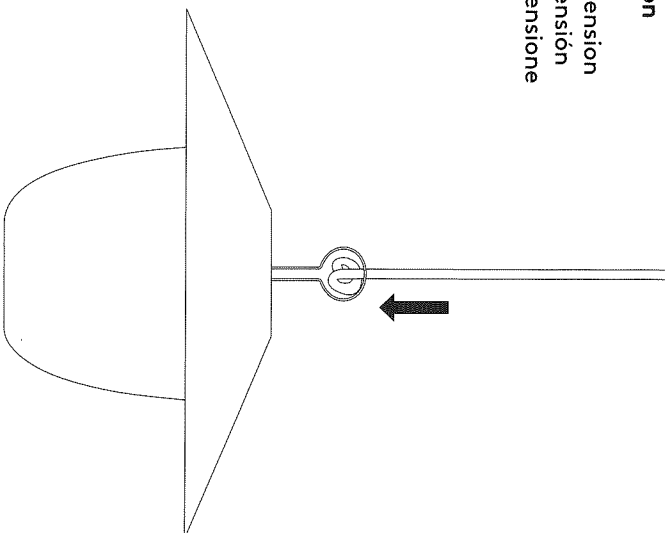
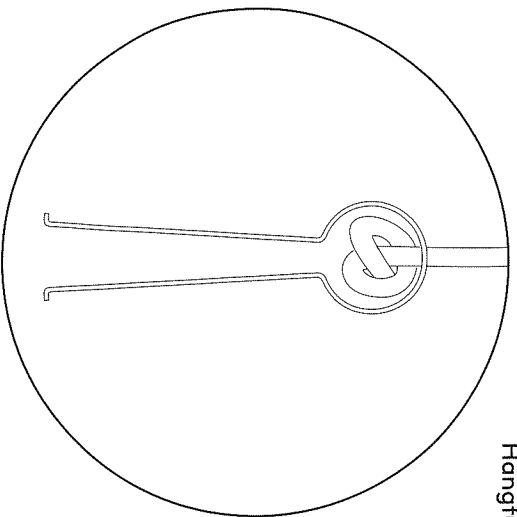
Operation
 Bedienen
 Utilisation
 Manejo
 Utilizzo
 Bedienen



1. touch - 20%
 2. touch - 50%
 3. touch - 100%
 4. touch - Off



Hanging function
Hängefunktion
Funcion de suspension
Función de suspensión
Funzione di sospensione
Hangfunctie



Please read the operating instructions carefully before using the mobile LED-light for the first time. Please keep these operating instructions for future reference.

Bitte lesen Sie vor Inbetriebnahme der mobilen LED-Leuchte die Bedienungsanleitung sorgfältig durch. Bitte bewahren Sie diese Anleitung zum späteren Nachschlagen auf.

Por favor, lea atentamente estas instrucciones de uso antes de poner en funcionamiento la lámpara LED portátil. Conserve estas instrucciones para futuras consultas.

Leggere attentamente le istruzioni d'uso prima della messa in funzione della lampada a LED mobile. Conservare le presenti istruzioni d'uso per una consultazione successiva.

Merci de lire cette notice d'utilisation avec attention avant la mise en service de la lampe à LED mobile. Merci de la conserver pour pouvoir les consulter à nouveau ultérieurement.

Lees vóór de ingebruikname van de mobiele led-lamp de handleiding zorgvuldig door. Bewaar deze handleiding voor latere raadplegingen.